

600 Series Sliding Door Installation Instructions

Congratulations on your purchase of a Sovereign Windows product. Through constant innovation and product development Sovereign are dedicated to supplying only the very best window materials available.

A good installation ensures lasting window performance

Installation:

Pre install fixed panel into frame before installing the frame to the stud opening. There are no screws required for this part of the installation. Fig 2

Installing the Frame & fixed panel:

- A – If fitted lift interior sill cover by pulling it up to expose the anchor holes. Fig 2
- B – position door within the stud opening.
- C – mark a line indicating exterior of the sill.
- D –apply a bead of caulking compound just inside of the marked line
- E – shift frame back into place over caulking, provide temporary resistance
- F – level sill , shim level as required and anchor
- G – plumb jambs , shim and anchor
- H – level head, shim and anchor

To anchor frame- #10 75mm stainless screws are recommended for fixing the frame. Screw to the sub frame via pre-drilled holes in the frame. Allow a minimum of 25mm screw bite into the sub-frame
Note: measure frame diagonally to check squareness. Fig 1

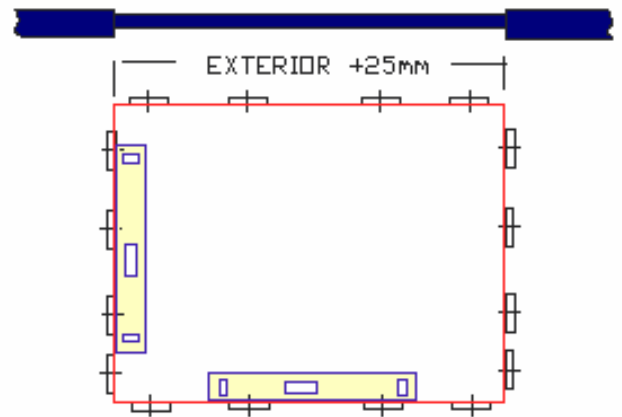


Fig 1

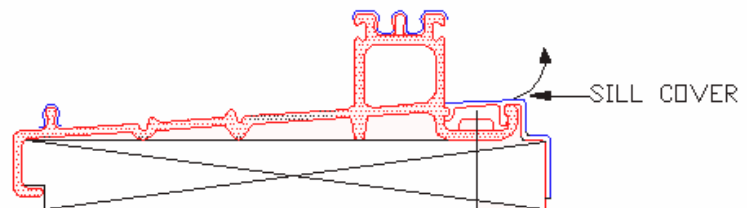


Fig 2

Fitting of operating Sash:

I – inset operating sash, header first then add interlock cover (hammer into place through a wooden block)

J – check for parallel lines between sash and frame. Adjust shims and anchor if required.

K – adjust sash and screen height to align with locks if required.

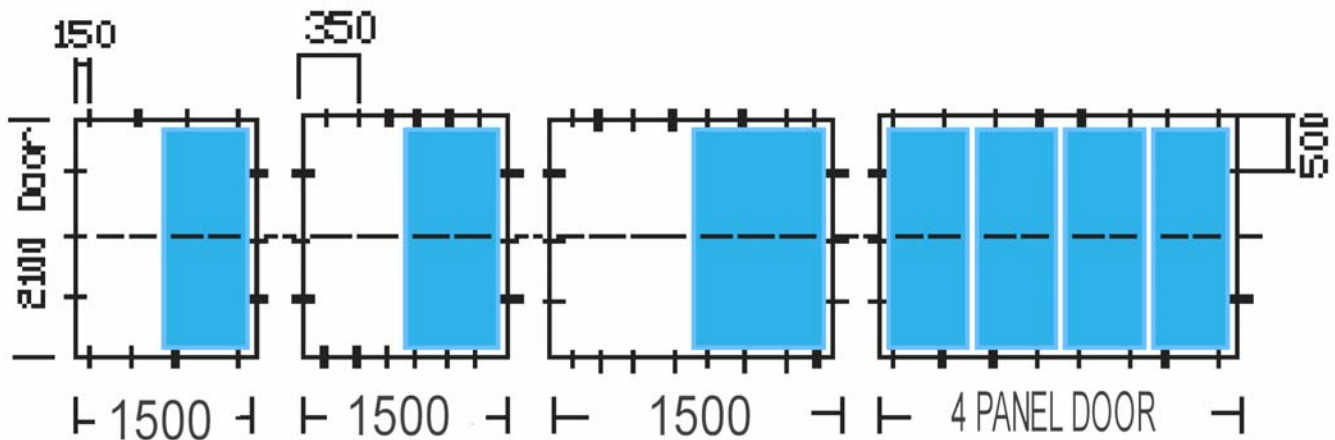
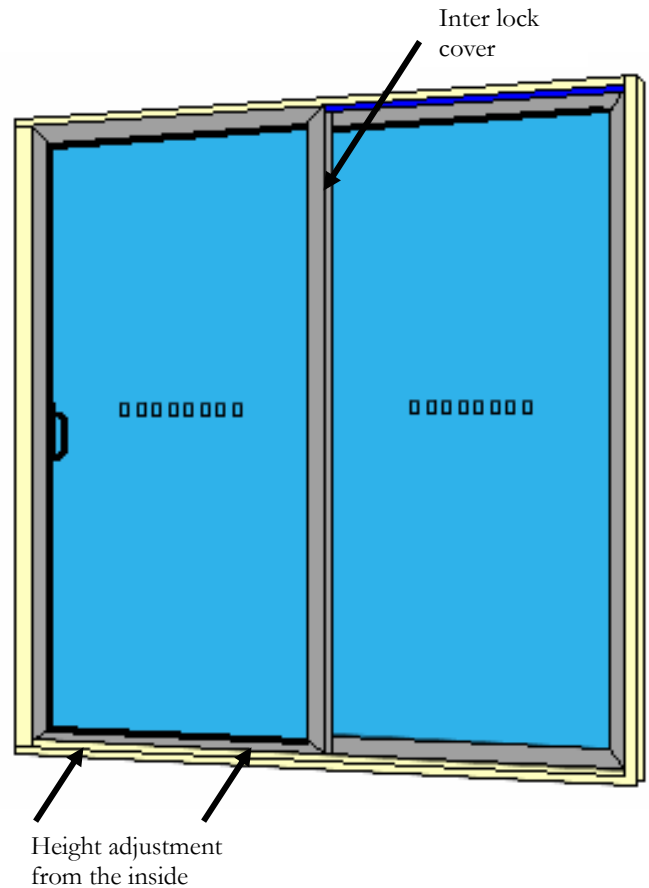
L – press interior sill cover into position.

M – fill cavity between frame and studs with insulation or foam, do not over fill

N – caulk frame perimeter at exterior and interior.

O – maintenance – wash glass and frame with non abrasive cleaner.

An occasional silicone spray on the weather strip will maintain ease of operation.



Sydney office:
 Sovereign Windows & Doors Pty Limited
 Unit 4 / 185 Briens Road
 Northmead NSW
 Australia 2152
 ABN: 76 120 690 959

Phone: 02- 9630-8190
 Fax: .02 - 9890-7133

Email: sales@sovereignwindows.com.au
 Web site: www.sovereignwindows.com.au

