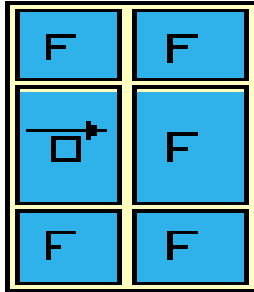


## Fitting Coupling Strips

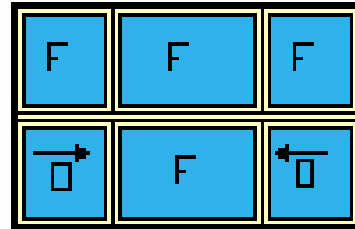
For Sovereign window series  
325, 800, 850, 900

Example of Coupling

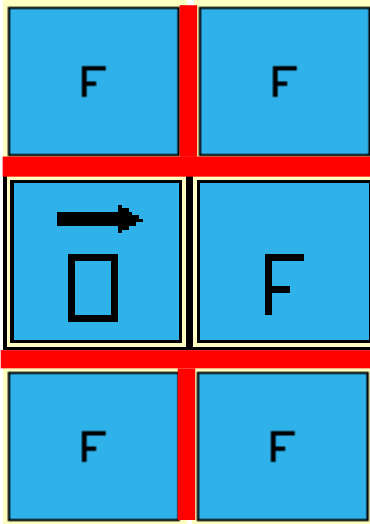
item 4A1 & 4A2



item 5A1 & 5A2



4A1 TOP



4A1 TOP

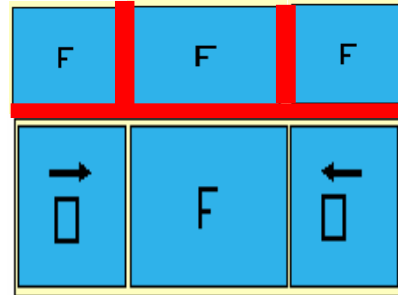
4A1 BOT

4A1 BOT

5A1 LEFT

5A1 RIGHT

5A1



Coupling Strip



### To fit the couplings to create the window assembly

Fit the anchors

Each item has two sets (inside / outside)

before joining add sealant

Tap in with a rubber hammer the horizontal couplings first on each side

Tap in with a rubber hammer the vertical couplings on each side

Secure anchors in the normal manner

Sydney office:

Sovereign Windows & Doors Pty Limited

Unit 4 / 185 Briens Road

Northmead NSW

Australia 2152

ABN: 76 120 690 959

Phone: 02 - 9630-8190

Fax: 02- 9890-7133

Email: [sales@sovereignwindows.com.au](mailto:sales@sovereignwindows.com.au)

Web site: [www.sovereignwindows.com.au](http://www.sovereignwindows.com.au)

